

EWI-745

INSULATING

CORK RENDER

EWI-745 Lime and Cork Thermal Insulation Mortar is a sprayable coating mortar for the thermal insulation of both horizontal and vertical elements. Its spray machine compatibility lends itself to uniquely shaped architectural construction.



Technical Specification

Packaging

6kg bags

Appearance

Dry powder

Finish

Off-white (light beige)

Coverage

2.6 kg/m² per cm

Workability time of fresh mortar

60 min

Apparent density of hardened mortar

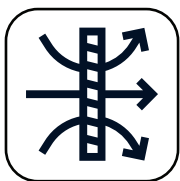
467 kg/m²

Adhesion to the substrate


≥ 0.2 N/mm² (FP: B)

Intended Uses.

Ceramics, thermo-clay, bricks, lime mortars, concrete blocks. It is not recommended for use on OSB panels. Rigid insulation systems are recommended for thicknesses greater than 8 cm. It is suitable for interior and exterior applications.



BREATHABLE



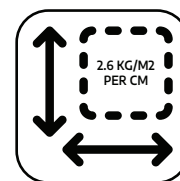
THERMAL
CONDUCTIVITY
0.055 W/M2K



ANTI-BACTERIAL
& ANTI-FUNGAL



ECO-FRIENDLY



COVERAGE RATE
2.6 KG/M² PER CM



SPRAY OR
HAND-APPLIED

Directions for use.

Substrate Preparation

Substrates must be solid, dry, and clean of any previous plaster, microorganisms, gypsum, cement, or other material that could prevent optimum adhesion. Dampen the substrate before application to ensure good adhesion and proper curing. This will also prevent dehydration and consequent cracking. For older substrates, it is recommended that a levelling parge coat is applied for uniformity.

Product Preparation

EWI-745 Lime and Cork Thermal Insulation Mortar comes as a 6kg dry mix. Mix 4.5L of water with the bag's contents and continue mixing for 3-5 minutes until the mixture is homogeneous. For larger volumes of material, use an electric mixer on a lower speed. The usability after mixing is 60 minutes.

Application

Sprayed mortar: The mixed mortar should be spread evenly over the entire surface to be covered in layers of 1 to 3 cm thick. For thicknesses greater than 3 cm, apply the mortar in two or more layers, preferably before the previous one hardens.

Trowel-applied mortar: It is recommended that the mixed mortar be spread evenly over the entire surface to be covered in layers with a maximum thickness of 1 to 1.5 cm. For thicknesses greater than 1.5 cm, apply the mortar in two or more layers, preferably before the previous one hardens.

Clean-up

All equipment must be washed with clean water immediately after use. Waste material should not be emptied into drainage systems.

Compliance with Standards

Storage

Use the product within one year of its manufacture. Store in its original, tightly sealed packaging in a cool place protected from rain. It is recommended that the entire bag be used once opened.

Packaging

6kg Bag

Safety Measures

Protect surfaces not involved in the application. Wash off any splashes immediately with plenty of water. Packaging includes corresponding safety labels, which should be carefully observed. National and local legislation requirements must be followed. Refer to the safety data sheet. Due to its alkaline nature, this product may irritate the skin, eyes, and respiratory system. Usual safety precautions for handling chemicals should be observed: wash hands before breaks and at the end of work. Do not eat, drink, or smoke while using the product. Use appropriate personal protective equipment (PPE): respiratory (mask), skin (gloves and sleeves), and eye protection (goggles). Keep out of reach of children. Non-flammable product.

Technical Specification

Thermal conductivity

T1: $\leq 0.055 \text{ W/m}^2\text{K}$

Minimum applicable thickness

1 cm

Maximum applicable thickness per layer

8cm

Compressive strength

CSI $\geq 1,2 \text{ N/mm}^2$ (at 28 days)

Water vapour permeability

$\mu \leq 3,6$

Water absorption

$\geq 0.07 \text{ kg}/(\text{m}^2 \cdot \text{min}^{0.5})$