

# EWI-225

## PREMIUM BASECOAT

As our strongest and most flexible basecoat, the Premium Basecoat can be utilised in two ways.

Used in render-only systems, it makes a strong and stable basecoat.

In external wall insulation systems, the reinforcing fibres in the adhesive activate to attach either our Mineral Wool or Wood Fibre insulation boards to the wall.

Once the basecoat has dried it provides unparalleled strength and flexibility.

### Intended Uses.

EWI-225 Premium Basecoat is used to fix Mineral Wool insulation boards to substrates in addition to being used within the basecoat layer.

The basecoat adhesive is white due to the presence of white portland cement – making it stronger than other adhesives (EWI-220 and EWI-210).

Once the product has dried it provides an incredibly strong and flexible basecoat layer. We therefore recommend using the adhesive when applying 'render only' systems to substrates for an extra-strong basecoat layer.



### Technical Specification

#### Dry bulk density

1.60 g/cm<sup>3</sup>

#### Composition


White Portland cement, mineral fillers, synthetic fibres, polymers, modifying admixtures

#### Adhesion to concrete (air-dry)


≥ 0.3 MPa

#### Adhesion to polystyrene

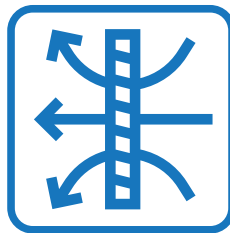
≥ 0.08 MPa




**BASECOAT OR ADHESIVE**



**USE WITH FIBREGLASS MESH**



**BREATHABLE**



**VAPOUR PERMEABLE**

# Directions for use.

## Substrate Preparation

When using the EW1-225 Premium Basecoat as a bedding adhesive for insulation boards, ensure the surface is clean and free from any debris.

For uneven surfaces, consider using the EW1-260 Levelling Mortar, which can be applied up to a thickness of 50mm to level out the substrate.

If the surface is dusty prior to starting the installation process, then consider using a jet wash first before coating the surface with the EW1-301 Water-based Substrate Primer. For painted surfaces, check for structural stability first, then consider using EW1-310 Universal Primer, which will create an abrasive surface ready for EW1-225 Premium Basecoat adhesive to key onto. When using EW1-225 Premium Basecoat as part of the basecoat / reinforcement layer, ensure the insulation boards are level prior to application.

## Product Preparation

EW1-225 Premium Basecoat comes as a 25kg dry mix. Pour the dry mixture into 6.5 litres of clean cool water and mix thoroughly with an electric paddle mix to produce a consistent texture. Leave for 5 minutes and then mix again – the product is now ready for application.

## Application

When using EW1-225 as a bedding adhesive, applying the adhesive to the back of the insulation board using an appropriate trowel. For uneven substrates, we recommend applying the adhesive to the perimeter of the insulation board with 3 additional dabs across the middle of the board. For flat substrates, you can apply the adhesive to the entirety of the insulation board using a notched trowel. Allow the adhesive to dry completely before attempting to install the mechanical fixings.

After fixing the insulation boards to the substrate and leaving to dry for 3 days, use EW1-225 for the reinforcement basecoat layer. Apply to the insulation boards using a 10mm notched trowel, and before drying embed fibreglass mesh within the basecoat adhesive. Works must be protected from rain, snow, strong winds and direct sunlight.

The average drying time for the bedding adhesive is 12-48 hours depending on weather conditions. The drying period may be significantly longer in low temperature and high relative humidity

## Clean-up

All equipment must be washed with clean water immediately after use. Waste material should not be emptied into drainage systems.

## Compliance with Standards

PN-C-81913:1998 Dispersion paints for facade painting.  
European Technical Approvals ETA – 15/0576 and ETA – 15/0575  
BBA Approval Inspection Testing Certificate 18/5503

## Storage

12 months when stored unopened in a dry environment above 5°C

## Packaging

25kg Bag

## Safety Measures

Wear protective goggles, gloves, respiratory equipment and protective clothing when mixing and using this product. Avoid contact with the eyes. In the event of eye contact, wash the affected area with plenty of cold water as soon as possible and seek medical attention. Do not ingest. Keep out of reach of children. Refer to material safety sheet for further information regarding first aid and protection recommendations. Contact with wet cement may cause irritation, dermatitis or burns. For further details, refer to our Health & Safety Data Sheets

## Application Conditions

### Substrate primer

EW1-301 or EW1-310

### Application and setting temperature

5°C to 25°C

### Water mix proportions

approx. 6.5L of water per 25kg of dry mix

### Time to use after mixing with water

approx. 2 hours (temperature +20°C and air humidity approx. 60%)

### Min/Max thickness

4mm-10mm